

A report of Student Satisfaction Survey (2020-2023)

A survey has been conducted to know how far the students of Ranaghat College are satisfied with the existing system and academic environment of the college. The survey has been made to find out the impression and suggestion of learners for the last three years i.e. from 2020 to 2023 regarding the academic approach and other learner-centric activities. Their rating of twenty one items is quite satisfactory. It has been found that a considerable number of learners are satisfied with the prevailing conditions and activities of the institute. So far as coverage of syllabus and proficiency of teachers are concerned, more than 70% of learners have expressed their satisfaction and 20% of them have found them to be excellent. In case of effective teaching almost all learners find it to be satisfactory. None has any grievance regarding the evaluation process followed in internal examinations. 14.6% students have pointed out that the performance of students in examinations has been always discussed and some ways have been suggested for improvement. Most of the learners are of the view that the performance is analyzed very often. 34.4% of learners have found the teaching and monitoring process followed in college is conducive to their cognitive, social and emotional growth and most of the learners have expressed their satisfaction regarding the process. More than 50% of learners have agreed that the institute has provided them many opportunities for their multifaceted growth. A considerable number of learners have expressed their view that they have been informed properly and timely about the program outcomes and course outcomes and they are also satisfied with the mentoring process. 28.6% of learners are found to be extremely satisfied with the ways teachers have adopted in the classroom and illustrated various concepts through examples and applications. In this regard, the response of 32.6% learners is moderate. 55% of learners are of the view that teachers have helped them to know their strength and weakness and given them relevant suggestion to go ahead in their activities and career. 28.4% of learners have strongly agreed that they are always encouraged to keep up the overall quality improvement and make a review of it from time to time. The response of 23.6% learners is moderate and none has any grievance about it. Learners are found to be satisfied with the student-oriented approach and method adopted by teachers in curriculum delivery. During survey, the response of 28.7% learners as regards the institute's encouragement to experiential learning, participative learning and problem-solving methodologies is found to be moderate. So far as extracurricular activities are concerned, 54% learners have expressed satisfaction and 32 % of them remain neutral in their response. Responding to the efforts of the institute for the development soft skills of learners for the sake of their employability during survey, 52% learners have expressed satisfaction and only 7% of them are found to be dissatisfied in this regard. Although a considerable number of students have found the use of ICT tools by teachers in course of imparting lessons to be adequate, 16% of them have pointed out the insufficient use of ICT. The overall quality of teaching-learning process has provided utmost satisfaction to 29% learners of the institute and 26% of them have also found it to be satisfactory. It is quite encouraging to teachers that none has grievance in this regard. Finally, a large number of learners have expressed

satisfaction over the blended mode of teaching adopted by teachers, though 14% of them have expressed dissatisfaction in this regard.

Learners have taken keen interest in completing survey in time and it has helped the stakeholders of college a lot to assess the strength and weakness of the institute.

Student Satisfaction Survey (Session: 2020-2023)

6,149 responses

How much of the syllabus was covered in the class? 5-85 to 100%

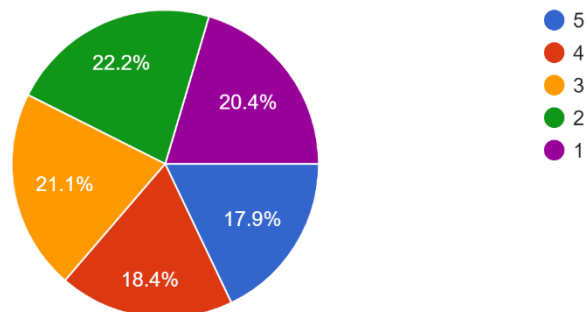
84% 3-55 to 69%

2-30 to 54%

4- 70 to

1 -Below 30%

6,149 responses



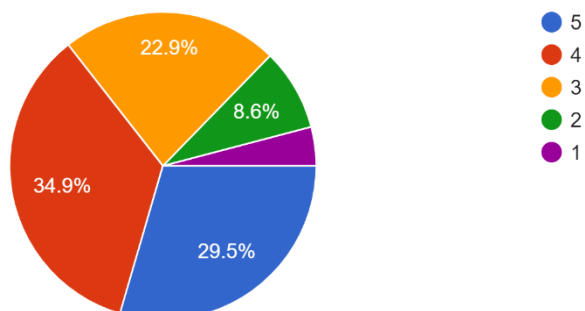
How well did the teachers prepare for the classes? 5-Thoroughly

4-Satisfactorily 3- Poorly

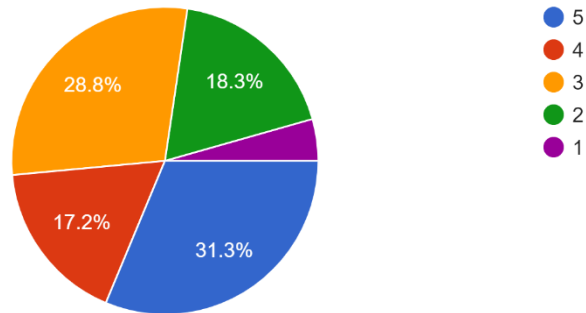
2 -Indifferently

1- Won't teach at all

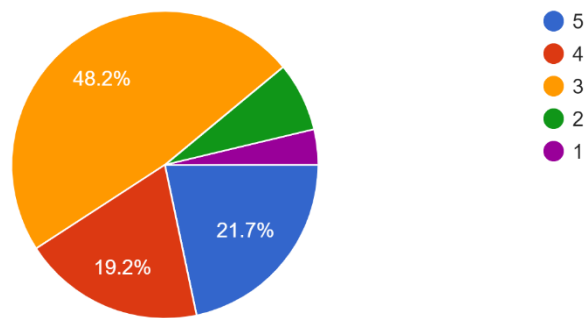
6,149 responses



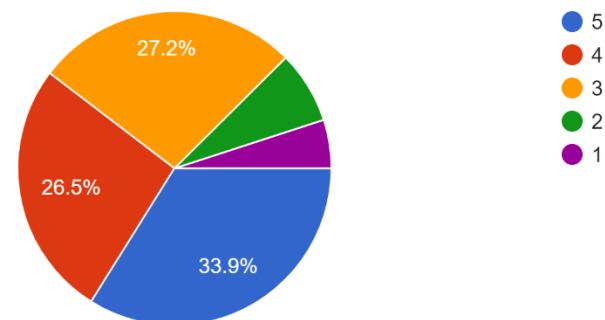
How well were the teachers able to communicate? 5 - Always effective
 effective 3-Just satisfactorily 2- Generally ineffective 4-Sometimes
 1-Very poor communication
 6,149 responses



The teacher's approach to teaching can best be described as: 5- Excellent
 4-Very good 3- Good 2-Fair 1- Poor
 6,149 responses

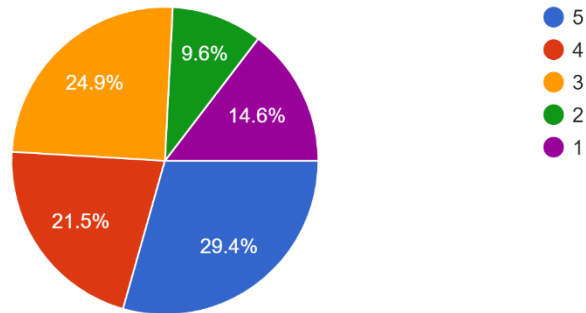


Fairness of the internal evaluation process by the teachers. 5- 5Always fair
 Usually fair 3- Sometimes unfair 2 - Usually unfair 4-
 1- Unfair
 6,149 responses



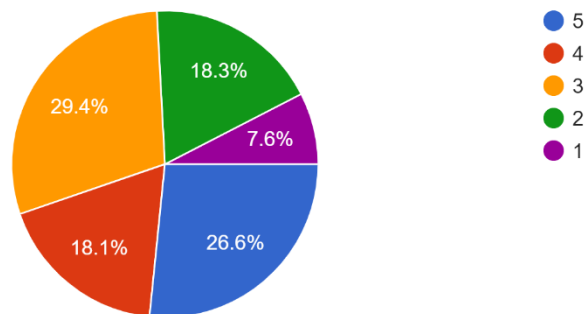
Was your performance in assignments discussed with you? 5- Every time

6,149 responses



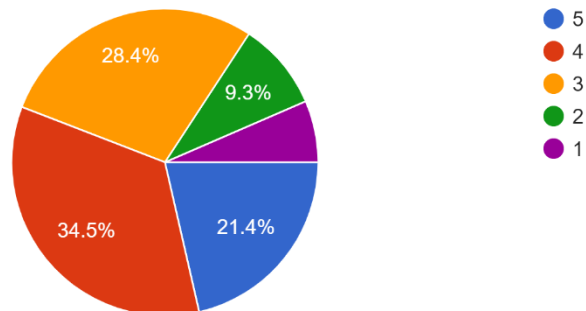
The institute takes active interest in promoting internship, student exchange, field visit opportunities for students. 5 - Regularly

6,149 responses

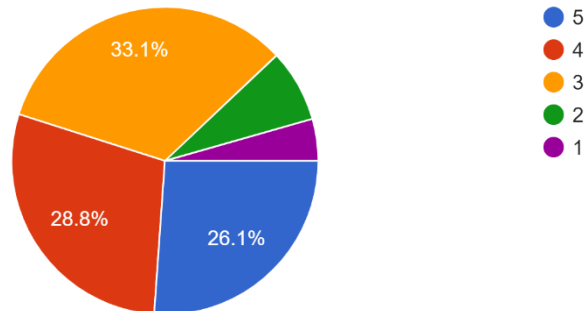


The teaching and mentoring process in your institution facilitates you 77 in cognitive, social and emotional growth. 5 -Significantly

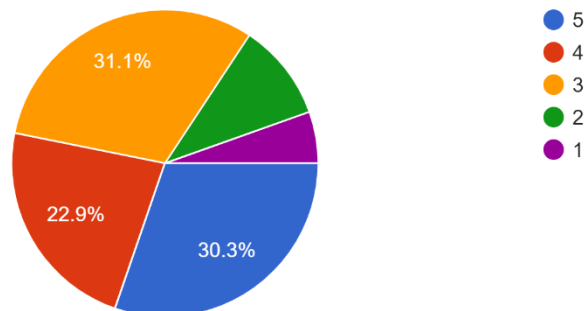
6,149 responses



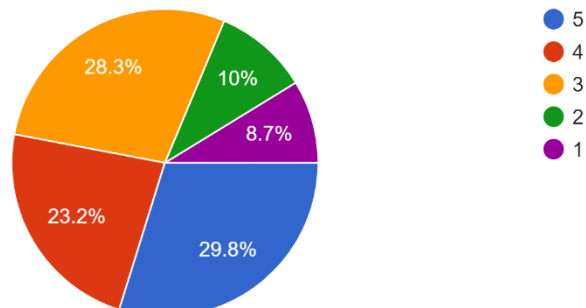
The institution provides multiple opportunities to learn and grow. 5- Strongly agree 4-Agree 3-Neutr... 2-Disagree 1- Strongly disagree
6,149 responses



Teachers inform you about your expected competencies, course outcomes and programme outcomes. 5- Every time ... 2- Rarely 1- Never
6,149 responses

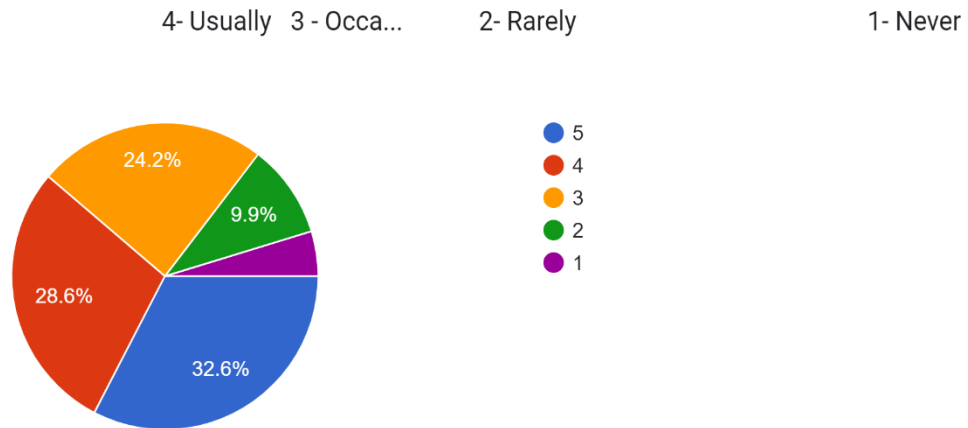


Your mentor does a necessary follow-up with an assigned task to you. 5- Every time 4-Usually 3-Occasi... 2-Rarely 1-I don't have a mentor
6,149 responses



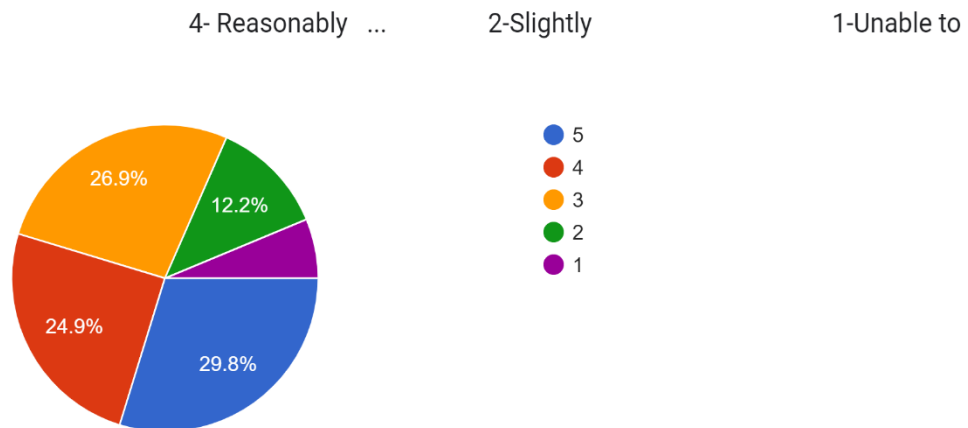
The teachers illustrate the concepts through examples and applications. 5 - Every time

6,149 responses



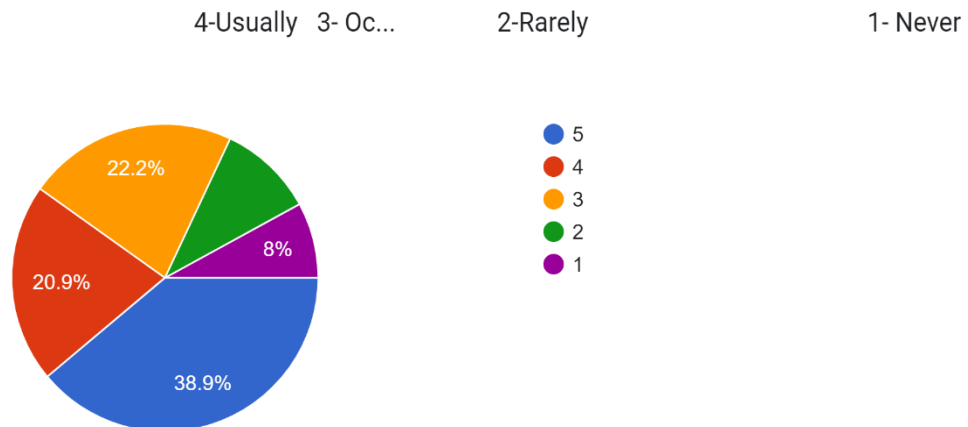
The teachers identify your strengths and encourage you with providing right level of challenges. 5- Fully

6,149 responses

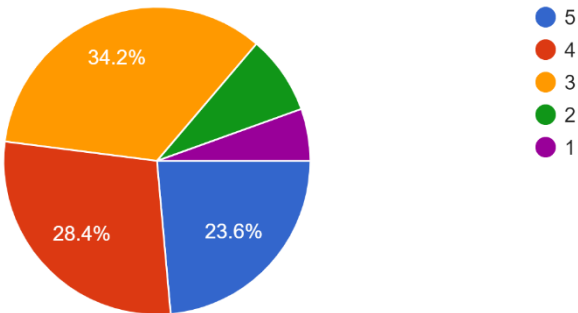


Teachers are able to identify your weaknesses and help you to overcome them. 5- Every time

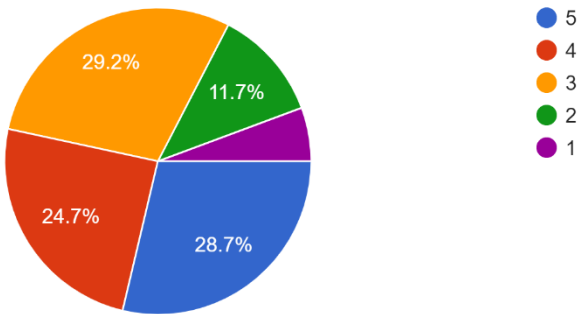
6,149 responses



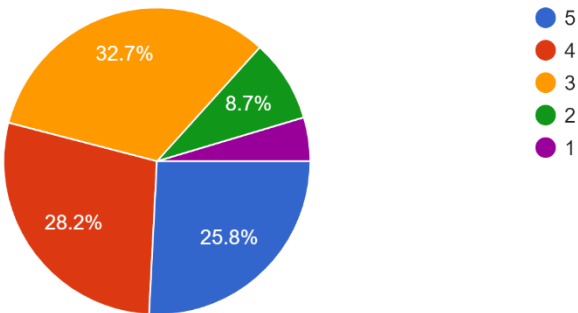
The institution makes effort to engage students in the monitoring, review and continuous quality improvement of the teaching learning process. 5-Strongly agree - Disagree 1-Strongly disagree
6,149 responses



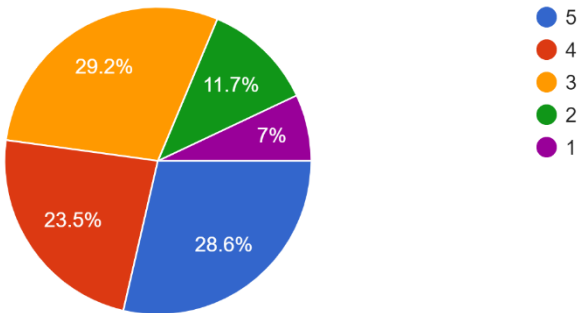
The institute/ teachers use student centric methods, such as experiential learning. participative learning and problem-solving methodologies for enhancing learning. 5-Strongly agree - Disagree 1- Not at all
6,149 responses



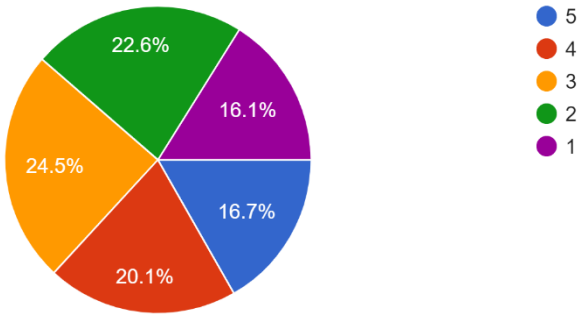
Teachers encourage you to participate in extracurricular activities. 5-Strongly agree 4-Agree 3- Neutral 2- Disagree 1- Strongly disagree
6,149 responses



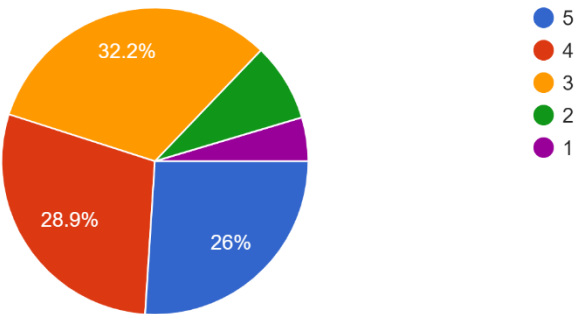
Efforts are made by the institute/ teachers to inculcate soft skills, life skills and employability skills to make you ready for the world of work. 5-To a great extent 1-Not at all
6,149 responses



What percentage of teachers use ICT tools such as LCD projector, Multimedia, etc. while teaching. 5-Above 90% ... 2-30-49% 1-Below 29%
6,149 responses



The overall quality of the teaching-learning process in your institute is very good. 5-Strongly agree 4- Agree 3- Neutr... 2- Disagree 1- Strongly disagree
6,149 responses



The teacher employed blended learning through the utilisation of online and/or offline resources and platforms in an optimal manner. 5-To a great extent ...- Very little 1-Not at all
6,149 responses

